

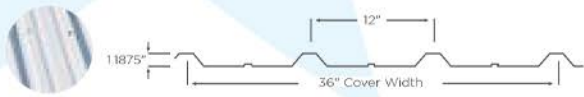
AMERICAN PARKS COMPANY

Building Better Parks for Children of all ages 1-800-381-4491

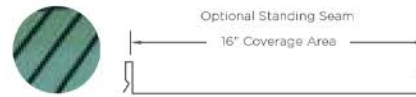
Color Options

ALL-STEEL SHELTER METAL ROOF COLORS

24 Gauge R-Panel Profile



24 Gauge Medallion-Lok Profile



- | | | | | | | | | | |
|--|---------------|--|------------------|--|---------------|--|--------------|--|----------------|
| | Regal White | | Patrician Bronze | | Sandstone | | Brandywine | | Hartford Green |
| | Bone White | | Charcoal | | Light Stone | | Colonial Red | | Evergreen |
| | Matte Black | | Slate Gray | | Copper Penny | | Bright Red | | Patina Green |
| | Dark Bronze | | Ash Gray | | Mansard Brown | | Regal Blue | | Galvalume Plus |
| | Medium Bronze | | Surrey Beige | | Tudor Brown | | Roman Blue | | |

STEEL FRAMES

Gloss

- | | | | | | | | |
|--|--------------|--|------------|--|-----------------|--|------------------|
| | Red | | Patina | | Blue | | Iced Coffee |
| | Orange | | Green | | Deep Periwinkle | | Brown |
| | Butterscotch | | Sage | | Electric Purple | | Patrician Bronze |
| | Yellow | | Deep Green | | Burgundy | | Black |
| | Spring Green | | Ocean Blue | | Terracotta | | White |

Matte, Textured, or Metallic

- | | | | |
|--|---------------|--|-----------------|
| | Feather Gray | | Starry Night |
| | Iron Gray | | Textured Black |
| | Rubbed Bronze | | Textured Bronze |

Certified Fabricator



- LADBS Certified Fabricator*
- City of Houston Registered Fabricator*

*Certificate available upon request.

MADE IN THE USA

AMERICAN PARKS COMPANY

Building Better Parks for Children of all ages 1-800-381-4491

Design Options

CUPOLA

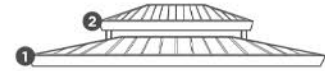
Our steel cupola is available for most shelter styles. The roof color of your cupola will match the roof color of your shelter.



Sheet Metal
Non-Vented

DUO-TOP

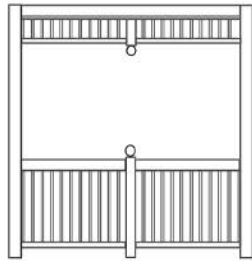
Duo-Top roofing systems are available for most shelter styles.



- ① Standard
- ② Duo-Top

ORNAMENTAL LATTICE & GUARDRAILS

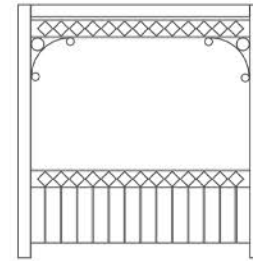
We offer a variety of standard and custom laser-cut patterns for steel guardrails and lattice.



Carmel



Tampa



Diamond

COLUMNS

Choose from standard square or standard round columns.



Square



Round

BASE SHOE COVER

Structures engineered with exterior anchor bolts at finish grade can be hidden with base shoe covers.



OTHER OPTIONS TO CONSIDER

- Electrical Access and Cutouts
- Sealed Engineering
- Internal or External Anchor Bolts